



# The P-20W Statewide Longitudinal Information System: Integrating Workforce and Education Outcomes for Research in Washington State

May 12, 2016

# Agenda

- Introductions
- Overview of P-20w data
- Using P20w Data:
  - Wage Disparities for Women with STEM Degrees
  - Unemployment Insurance Training Benefits

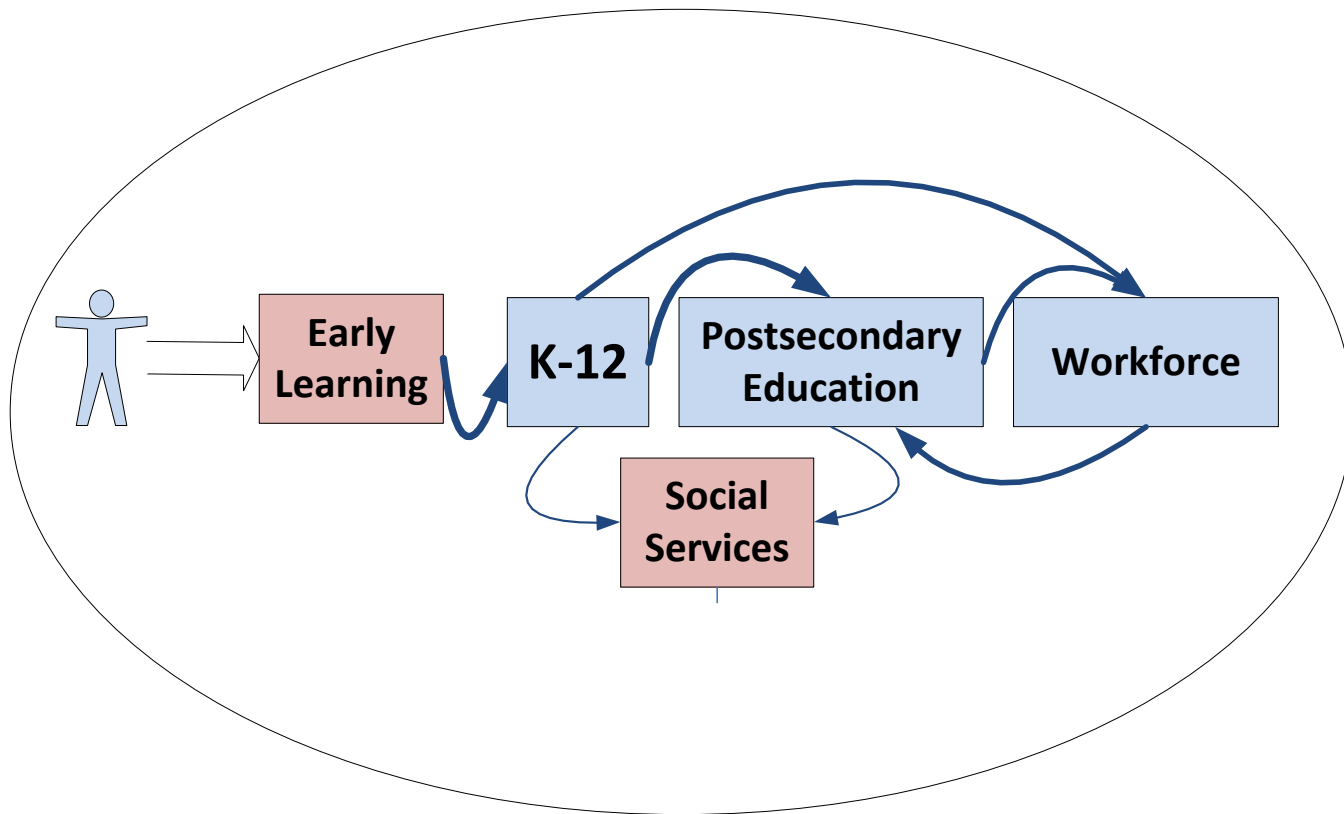
# Education Research & Data Center

- **ERDC created in 2007 to:**
  - Assemble, link and analyze education and workforce data
  - Provide research focusing on student transitions
  - Make data available to the education agencies and institutions
- **Located in Governor's budget agency** (Office of Financial Management)
- **Work closely with State Education Agencies**
- **Recipient of Federal Grants**
  - Dept of Education SLDS
  - Strategic Partner with ESD on WDQI

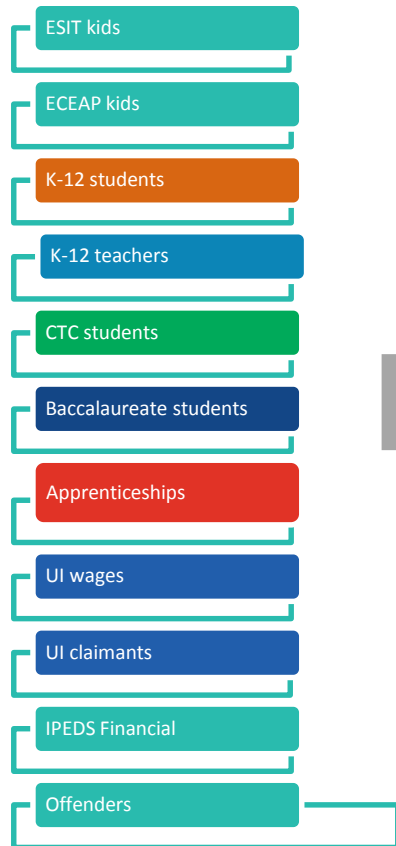


# ERDC Mission

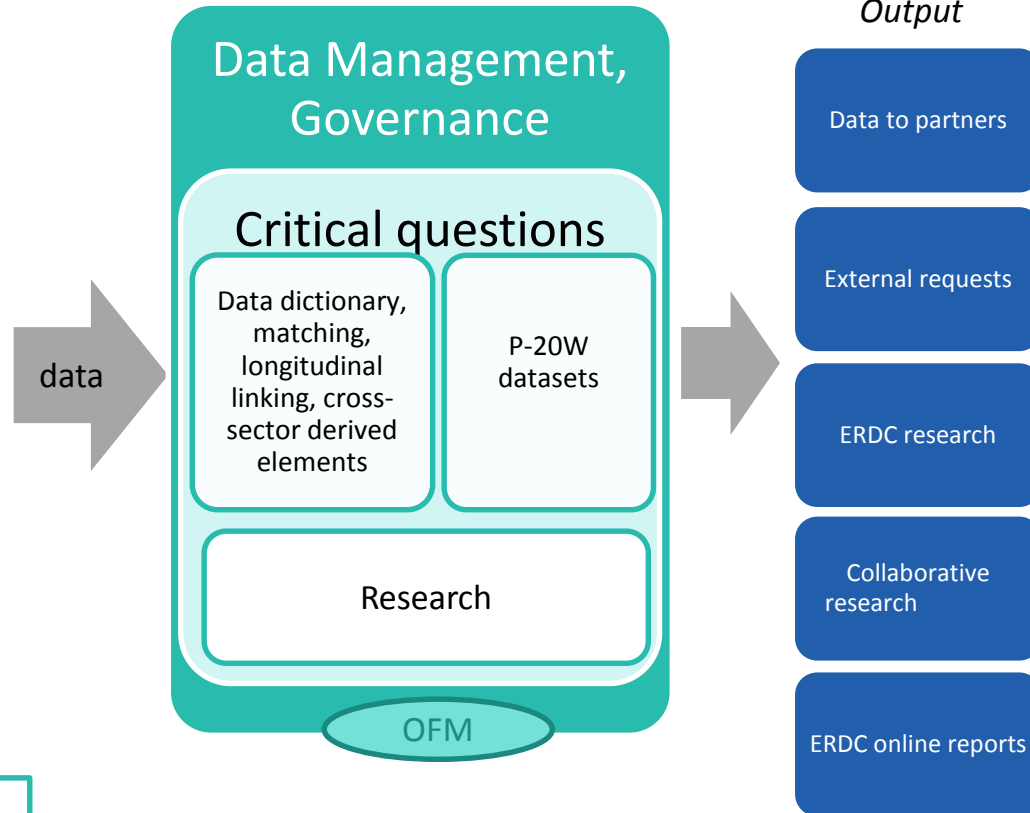
To develop longitudinal information spanning the early learning through workforce system in order to facilitate analyses, provide meaningful reports, collaborate on education research, and share data.



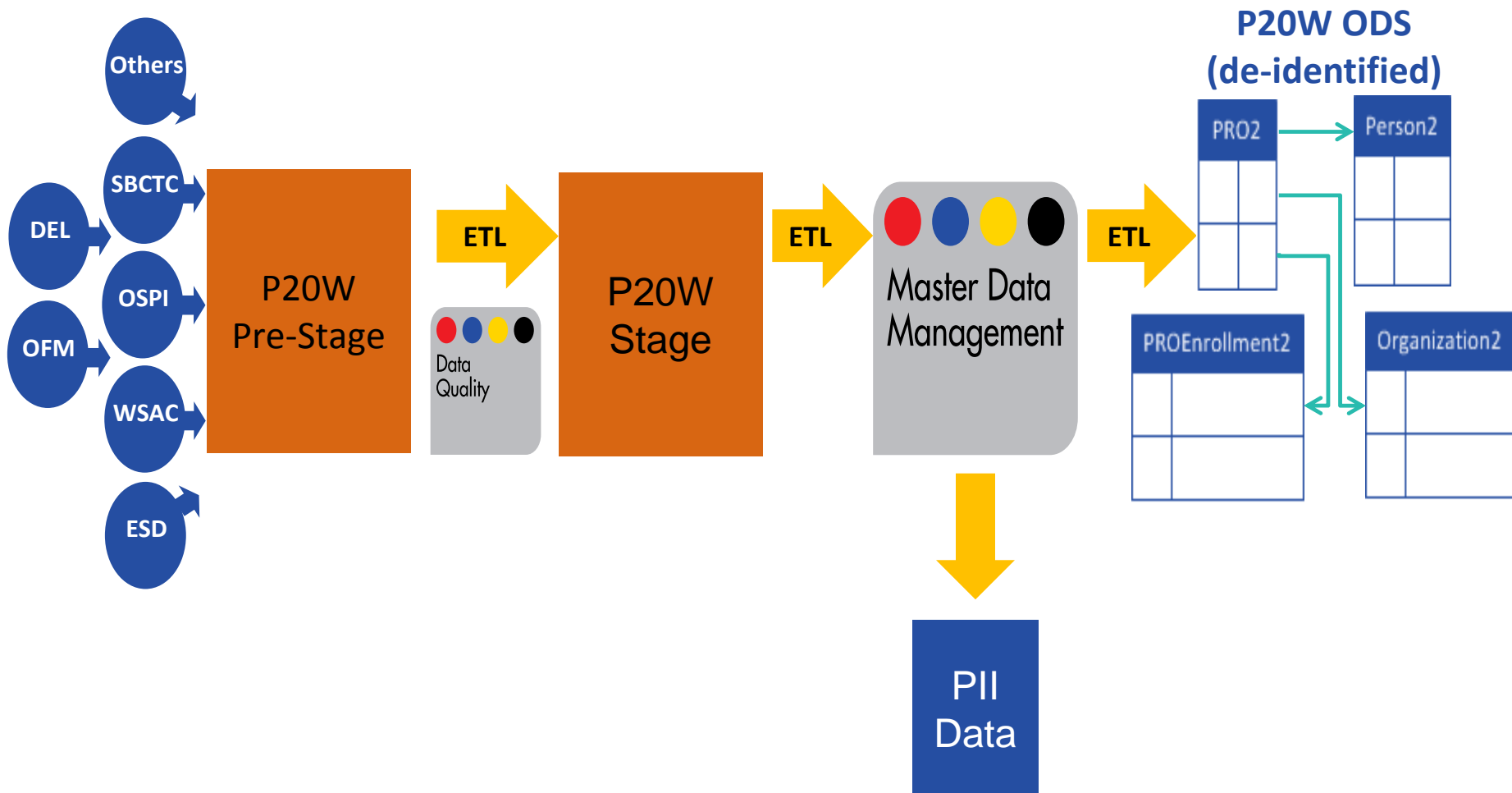
*Primary Data Sources*



# ERDC



# Washington's P-20w data flow



Status of P-20W Data Sources

Data Provider	Kind of Data	2000	2001	2002	2003	2004	2005	2006	2007	2008	2009	2010	2011	2012	2013	2014	2015	2016	Comments
<b>Department of Early Learning</b>																			
	Early Support Infants and Toddlers (ESIT)																		Annual in Nov
	ESIT Provider and Staff Characteristics																		Annual in Nov
	Early Childhood Education Assistance Program (ECEAP) kids																		Annual in Nov
	ECEAP Providers, staff, certs, (MERIT, Webauth)																		Annual in Nov
	ECEAP curriculum (student/staff curr)																		Annual in Nov
	Teaching Strategies GOLD Assessments																		ELMS based IM
	Working Connections Child Care																		New data in Nov
<b>Office of Superintendent of Public Instruction</b>																			
	K-12 Enrollment																		SLDS, conv to CEDARS
	K-12 Student Programs																		
	K-12 Student Schedule																		
	K-12 Student Grade History																		
	K-12 Student Absense																		SLDS based
	K-12 Student Discipline																		
	K-12 WASL/MSP/HSPE/EOC/SBAC/SGP Assessments																		SLDS based
	K-12 Completions(P-210)																		SLDS based
	K-12 WaKIDS (Kindergarten) Assessments																		
	K-12 Career Technical Education (CTE) Enrollment																		
	K-12 Finance																		SLDS based
	K-12 Staff																		SLDS based
<b>State Board for Community and Technical Colleges</b>																			
	CTC Enrollment																		Qtrly updates
	CTC Transcripts																		Qtrly updates
	CTC Completions																		Qtrly updates
	GED Completions																		Annual update
	CTC Career Technical Education (CTE) Enrollment																		
<b>Public Four-Year Institutions</b>																			
	4-year Enrollment																		Qtrly updates
	4-year Transcripts																		Qtrly updates
	4-year Completions																		Qtrly updates
<b>Integrated Postsecondary Education Data System</b>																			
	4-year Institutions' IPEDS Finance																		
<b>National Student Clearinghouse</b>																			
	Private and out-of state post-secondary enrollment																		For HS graduates
<b>Washington Student Achievement Council</b>																			
	College Bound applicants																		
	Federal and state awards																		
	Institutional and other awards																		
	Free Application for Federal Student Aid (FAFSA)																		
<b>Workforce Training &amp; Education Coordinating Board</b>																			
	Private career schools																		
<b>Labor and Industries</b>																			
	Apprenticeship completions																		
<b>Employment Security Department</b>																			
	Unemployment insurance wages																		
	Unemployment insurance claimants																		
	Workforce program participation																		
<b>Department of Corrections</b>																			
	Admits																		

Legend	
Received data from data provider, data have not been linked with other data	
Data linked with other data, not incorporated into the data warehouse	
Data incorporated into the data warehouse	

Links provided to on-line data dictionaries/guides

NOTE: Updated CEDARS, P210, assessment files are available on secure drive but NOT integrated into IM  
 A refresh of CEDARS is being coordinated with OSPI  
 WOQI deliverables include wage, claims, participants

# Washington State's Current P-20 Data Components\*

	Department of Early Learning	OSPI (K-12)	OSPI (Staff)	POST-SECONDARY (Baccalaureate, SBCTC, National Student Clearinghouse, HECB)	Employment Security Department	Other	
Characteristics	Program participation: <b>ECEAP</b> home-visiting programs ESIT licensed child care	Program participation: English Language Learner Highly capable Career Technical Education Running Start, AP, IB, College in HS <b>Learning Assistance Program</b>		Program participation: insti m bas pre-colle		Labor & Industries apprenticeship program participation	
	Characteristics: age (student) sex (student) language (student) race / ethnicity (student) homeless status (student) adult:child ratio (program) total hours per week language support (program)	Characteristics: age, sex, race/ethnicity grade level district / school disability status Free or Reduced Price Lunch eligibility GPA course-taking (schedule and grades) credits attempted and earned <b>high mobility special education</b>	Characteristics: age, sex, race/ethnicity years of experience highest degree obtained grade, program and activity assignment building, district, and county of assignment salary National Board Certified Teacher endorsement type certificate type course-schedule	Charac age, sex, ra geographic origin financial aid status transfer course enrollment (level, subject, location) credit hours attempted/earned persistence, retention	hours worked industry (sector) of employment employer characteristics unemployment benefits		
	Timeframe: enrollment dates	Timeframe: enrollment dates school year date of graduation or exit	Timeframe: certificate issue date certificate end date school year	Timeframe: enrollment dates / terms year of graduation	Timeframe: quarterly		
	early childhood assessments (DECA)	<b>graduation</b>		<b>college enrollment</b>	<b>earnings</b>	Department of Corrections	
	kindergarten readiness (not yet available)	<b>MSP, HSPE, WASL: math, reading, writing, science assessment scores</b>		<b>degrees and certificates awarded (major, minor, award type)</b>	<b>hours worked</b> industry (sector) of employment	Incarceration Dept of Retirement Systems teacher retirement status	
		ACT, SAT					
		Fiscal information					

What are the K-12 (and beyond) outcomes for ECEAP participants? Are ECEAP participants reading at third grade level at the end of third grade?

\*Note that this represents most but not all components



# Washington State's Current P-20 Data Components\*

	Department of Early Learning	OSPI (K-12)	OSPI (Staff)	POST-SECONDARY (Baccalaureate, SBCTC, National Student Clearinghouse, HECB)	Employment Security Department	Other
Characteristics	Program participation: ECEAP	Program participation: English Language Learner		Program participation: institution		Labor & Industries apprenticeship program
	home-visiting programs	Highly capable		major		
	ESIT	Career Technical Education		basic skills		How is persistence in college related to students' high school courses, grades and test scores, and other characteristics?
	licensed child care	Running Start, AP, IB, College in HS		pre-college courses		
		Learning Assistance Program				
	Characteristics: age (student)	Characteristics: age, sex, race/ethnicity	Characteristics: age, sex, race/ethnicity	Characteristics: age, sex, race/ethnicity		
	sex (student)	grade level	years of experience	geographic origin		
	language (student)	district / school	highest degree obtained	financial aid status		
	race / ethnicity (student)	disability status	grade, program and activity assignment	transfer	industry (sector) of employment	
	homeless status (student)	Free or Reduced Price Lunch eligibility	building, district, and county of assignment	course enrollment (level, subject, location)	employer characteristics	
	adult:child ratio (program)	GPA	salary	credit hours attempted/earned	unemployment benefits	
	total hours per week	course-taking (schedule and grades)	National Board Certified Teacher			
	language support (program)	credits attempted and earned	endorsement type	persistence, retention		
	high mobility special education	certificate type course-schedule				
Timeframe: enrollment dates	Timeframe: enrollment dates	Timeframe: certificate issue date	Timeframe: enrollment dates / terms	Timeframe: quarterly		
	school year	certificate end date	year of graduation			
	date of graduation or exit	school year				
Outcomes	early childhood assessments (DECA)	graduation		college enrollment	earnings	Department of Corrections
	kindergarten readiness (not yet available)	MSP, HSPE, WASL: math, reading, writing, science assessment scores		degrees and certificates awarded (major, minor, award type)	hours worked	Incarceration
		ACT, SAT			industry (sector) of employment	Dept of Retirement Systems teacher retirement status
	Fiscal information					

# Supporting innovation and improvement

- Research use, not for intervention
- Feedback reports
  - What did your students do after they left?
  - How does an organization/program differ in outcomes from similar organizations?
- Data sets
  - Deep dive to answer specific research or program improvement questions



## Student and School Data

Charts and information highlighting key transition points in the education to workforce spectrum



## About Our Data

Learn about the education and workforce data ERDC has linked



## Request Data

If you have a research question that needs linked education and workforce data, we can help



## Publications and Reports

Search our publications and feedback reports for information about transitions in the education to workforce spectrum

## Request Data

Data Inventory

Data Request Process

[Home](#) / [Request Data](#) / [Data Request Process](#)

# Data Request Process

1. [Data sharing agreement template](#) reviewed to ensure requestor can meet the security requirements.
2. Request form filled out and submitted to ERDC
3. ERDC calls requestor to clarify request, if necessary
4. If request is changed, ERDC will send changes to requestor for approval
5. ERDC sends the data request that includes study questions and data requested to data contributors
6. [Data contributors](#) have 5 days to review and respond to requestor about the data requested
7. Requestor works with ERDC to revise request based on feedback, if necessary
8. Requestor submits application for approval from [Washington State Institutional Review Board](#)
9. After receiving WSIRB approval documentation from requestor, ERDC creates a data sharing agreement to share the linked, de-identified data
  - a. Copy of signed data sharing agreement will be made available by ERDC via the website or email
10. ERDC works to get the data to requestor
11. Requestor works with the data and contacts data contributors with questions about their data
12. Requestor sends draft report to ERDC for distribution to data contributors.

ERDC works to protect student privacy while providing data and information to promote a seamless, coordinated preschool-to-career experience for all learners.

# Questions?

